

FRAME

containing




Built-in frames are offered in different alloys and sections for a perfect housing of all the Mat.en's mats.

The frames can be prefinished with all the necessary hardware for a quick and precise assembly or welded.

On request can be prepared holes or clamps.

OUR CARPENTRY ALLOW US TO STUDY AND REALIZE ALSO SPECIAL PROCESSING ON REQUEST.



Material



aluminium



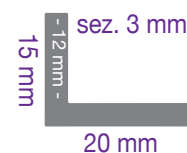
stainless steel



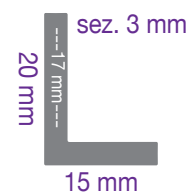
brass



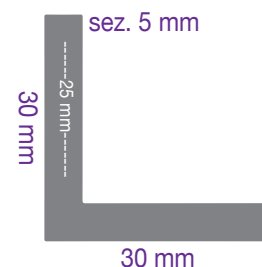
ANGLE PROFILE:
15x20x3 mm



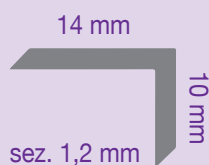
ANGLE PROFILE:
20x15x3 mm



ANGLE PROFILE:
30x30x5 mm



TRIMS



The trims are supplied in ords of 2 m and can be used in both of the verses.

The operation of cutting corners and of the rod's silicone application is always paid by the customer.